

# Interactive Literacy Activities: Making Learning Fun!!

**Dr. Elisabeth McLean and Dr. Carol Clymer**

Goodling Institute for Research in Family Literacy, Penn State University

<https://ed.psu.edu/research-grants/centers-institutes/goodling-institute>

***Pennsylvania Association for Adult Continuing Education, May 17, 2022***



**PennState**  
College of Education




# Welcome and Objectives



- Review the research that emphasizes the importance of parent engagement.
- Outline key characteristics of formal and informal ILA/PACT<sup>®</sup> activities.
- Explore how to develop ILAs/PACT<sup>®</sup> activities and link them to adult education, early childhood education, or parent education components.
- Discuss the fundamentals of ILA/PACT<sup>®</sup> implementation.
- Develop an ILA to take-home and use in the classroom.

# What is Family Literacy?

- Family literacy is designed to “integrate early childhood education, adult literacy (adult basic and secondary-level education and instruction for English Language learners), parenting education, and interactive parent and child literacy activities for low-income families” (U.S. Department of Education, 2014).
- Core components
  - Adult Education (AE)
  - Childhood Education
  - **Interactive Literacy Activities (ILA)/  
Parent and Child Time (PACT®)**
  - Parent Education (often a part of AE and ILA)



# Value of Family Literacy

---

- Parents can learn along with their children
- Enhances parents' leadership, self-efficacy, and confidence
- Helps integrate immigrants/refugees who are excluded from school-based activities or aspects of U.S. society (ethnic, social, economic)
- Offers a place for parents to tackle topics that they identify as significant to their families
  - e.g., learning about educational systems or how to integrate with schools, while building English language and literacy skills.





# Interactive Literacy Activities (ILA)

# Why do we do ILA?



ILA supports caregivers and children learning together.

Caregivers learn how children grow and learn, particularly with language and literacy skills

Caregivers learn ideas and strategies to help children at home.

ILAs build on the idea that parents are the child's first teacher.



# Fundamentals of Early Literacy Development

---

- Learning to read and write begins before formal schooling
- Literacy has a function
- A strong oral language foundation is critical
- Learning is best through active engagement and constructing knowledge





**How are you doing  
your ILAs now?**

---

# Formal and In-Formal ILA

## Formal ILA

- Set of objectives
- Lesson plan
- Structured activity scaffolded by instructor

## In-Formal ILA

- Activities done during everyday activities
- Examples
  - Talk about fruits and vegetables while grocery shopping – letter words start with
  - Go on a walk and make up silly rhymes (I see many bees in the trees)

# Different Ways To Do ILAs

- **Face to face (in-person):** Introduce activity in AE, PE, or ILA, and then have time for caregiver and child to work/play together
- **Face to face (remote):** Introduce the activity online to the parents and then engage in an activity while online.
- **Hybrid (in-person and remote):** Introduce activity during in-person AE or PE, materials are provided, and then caregivers and child watch on Zoom either synchronously or asynchronously.
- **Take Home:** Briefly introduce the ILA about how to do it, then the entire activity is done at home.



**Building the ILA and  
connecting it to AE and PE**

---

# Integrating AE, PE, and ILA

---

- Discuss in PE topics that reflect on the family, including child development, parenting skills, health and nutrition, communication, etc.
- Connect AE to parent education topics
- Develop ILA activities that can integrate both AE and PE (i.e., an ILA about making healthy food)



# Connecting AE, PE, and ILA

## ~ EXAMPLE #1 ~

---

### Parent Education:


- Talk about healthy eating and fun things to eat.
- Learn about the importance of learning together and eating family style.

### Adult Education:

- Write a recipe and learn new vocabulary words
- Learn to read a label on food in the grocery store.

### ILA:

- Read the book together *Pete the Cat and the Perfect Pizza Party* by James Dean or listen and watch a book reading on Youtube:  
<https://www.youtube.com/watch?v=yrVrFBGi43w>
- Make a pizza together – go to the grocery store, read the recipe, and make the pizza
- Debrief about activity at next PE/AE class.



# Connecting AE, PE, and ILA

## ~ EXAMPLE #2 ~

---

1. Identify AE topics your families are interested in or that fit with what is happening that month/year
  - January – Martin Luther King Jr., Day
  - January/February – Winter Olympics
2. Locate materials and develop AE activities
  - Pre-reading discussion/vocabulary
  - Reading
  - Grammar lesson
  - Comprehension



# Connecting AE, PE, and ILA

## ~ EXAMPLE #2 ~

3. Look at AE topics and identify themes
  - Hopes and dreams
  - Acceptance
  - Winter sports
  - Learning through the summer months
4. Locate children's books related to one of the identified themes  
Google "children's books related to \_\_\_\_\_"
5. Generate/locate ILA activities related to the book and themes  
Make sure the activities match with age of children





# What to remember when developing ILAs....

1. Try to integrate adult education and parent education topics into ILA.
2. Have a template or system to organize the ILA, so you know the:
  - Objectives
  - Timeframe to prep
  - Outline for the actual activity
  - Resources/materials
  - Questions for debriefing with caregivers
3. Be culturally responsive.....

# ILA Template

---

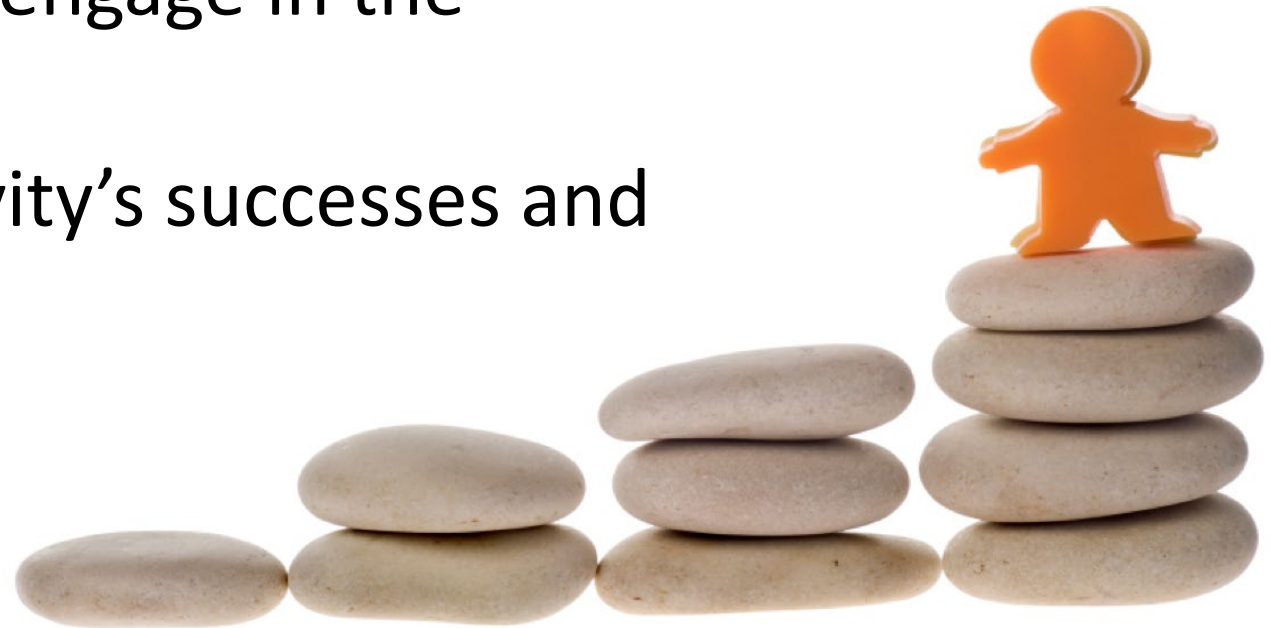
Prepare the activity:

- ✓ Use a template,
- ✓ Identify the objective and age-group,
- ✓ Determine the time-frame for each part,
- ✓ Gather the resources/materials, and
- ✓ Spend time prepping.

Time	Content	Materials
	Topic:	
Total Time:	Objectives:	
	Mode (In-person, hybrid, take-home, or remote):	
	Teacher prep for activity	
	I. Introduce the activity (before)	
	II. Activity (steps)	
	III. Debrief (after)	
	IV. Home Activity	

# Interactive Literacy Activity Development Sequence

- Explain and model the activity to parents. Parents should model the activity as well.
- Have parents and children engage in the activity together.
- Discuss or debrief the activity's successes and challenges.



# Integrated Lesson Plan Template

---

Lesson	
<b>Topic:</b>	
<b>Objectives:</b> <b>Adult Education:</b>	
<b>Parent Education:</b>	
<b>ILA:</b>	
Instructional Activities	Describe Integration
<b>Adult Education:</b>	<b>Parent Education:</b>
	<b>ILA:</b>
<b>Parent Education:</b>	<b>Adult Education:</b>
	<b>ILA:</b>
<b>ILA:</b>	<b>Adult Education:</b>
	<b>Parent Education:</b>
<b>ECE/School-Age Connection (if appropriate):</b>	



# Interactive Literacy Activity Toolkit

## Table of Contents

Background .....	3
Interactive Literacy Activities (ILA) .....	4
Research About Interactive Literacy Activities and Parent Engagement .....	4
Understanding Children’s Language and Literacy Development .....	5
Working with English Language Learner (ELL) Families .....	8
Parent Education.....	9
Developing an ILA .....	9
Modes of Interactive Literacy Activities .....	11
<i>In-Person</i> .....	12
<i>Hybrid</i> .....	13
<i>Take-Home</i> .....	13
<i>Remote</i> .....	15
Additional Resources.....	17
References .....	18
Appendix A - Dialogic Reading .....	20
Appendix B -Template for Interactive Literacy Activity Lesson .....	21
Appendix C – Sample Face-to-Face ILA .....	22
Appendix D - Sample Hybrid ILA .....	24
Appendix E – Reflection Sheet .....	26
Appendix F – Sample Take-Home ILA.....	27
Appendix G – Sample Remote ILA.....	29
Appendix H – Educational Apps .....	31

[https://ed.psu.edu/sites/default/files/inline-files/ILA%20ToolKit%20FINAL\\_6.pdf](https://ed.psu.edu/sites/default/files/inline-files/ILA%20ToolKit%20FINAL_6.pdf)

# Activity!

In groups of 3:

- Read through the article *How to Beat the Summer Slide* by Marie Rippel
- Develop an ILA activity using the ILA template
- Use the integrated lesson plan template to discuss how you would integrate AE, PE, and ILA. Think about:
  - ✓ The objectives for each component
  - ✓ Lesson ideas for AE and PE
  - ✓ An ILA activity that fits with summer slide
- Choose a person to share back with the larger group
- Tell us about your ILA!



# For more information:

Dr. Elisabeth McLean – [elg6@psu.edu](mailto:elg6@psu.edu)

Dr. Carol Clymer – [cdc22@psu.edu](mailto:cdc22@psu.edu)



<https://ed.psu.edu/research-grants/centers-institutes/goodling-institute>

